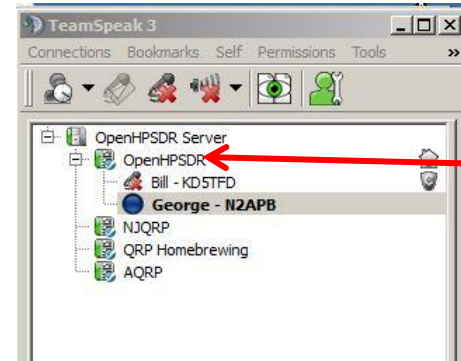
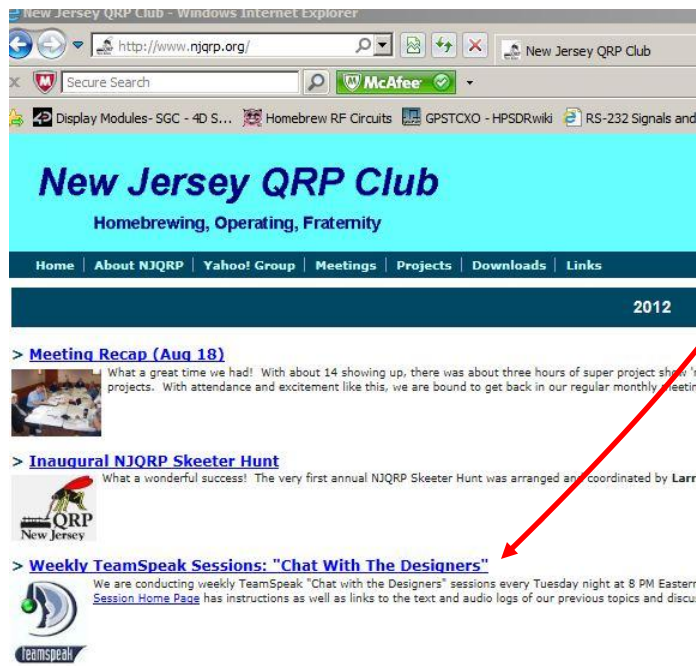


Tips on Getting To The Live CWTD Teamspeak Session and Whiteboard

1

Getting to the CWTD Whiteboard

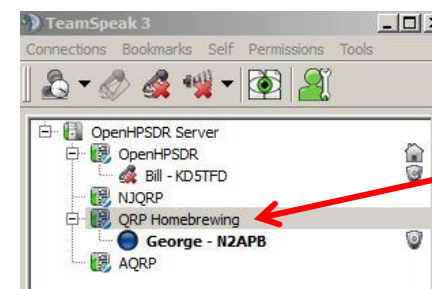
The URL (web address) for our whiteboard is always listed in the weekly email announcement given on 5 different lists. But in case you miss seeing that, you can go the NJQRP web page (www.njqrp.org) and click on the link shown below for CWTD ...



3

When you first connect to the Teamspeak server ...
... you start out in the top level called the OpenHPSDR channel

4



Move to the QRP Homebrewing Channel
You must double-click on the "QRP Homebrewing" channel heading in order to join along with everyone else. When you do this, you'll see your callsign move down to that channel along with everyone else.

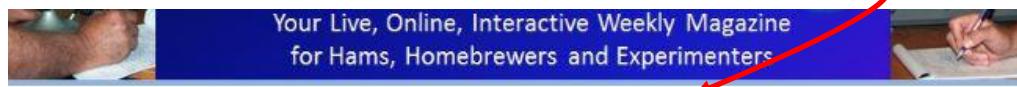
2

Or ... you can go directly to our CWTD home page at ...

<http://dl.dropbox.com/u/43021514/CWTD/TeamspeakChat.html>

HINT: Bookmark this page in your browser! Then you can just click on it every Tuesday at 8pm Eastern ;-)

And the link for the current week's show is always listed right at the top



Next program: Aug 28...

Episode #37: [Troubleshooting Techniques, Part 2](#) ... Basic guidance on troubleshooting circuits that should be working ... but are not.

5



To see our live text messages ...
In order to see our live text messages types during the program, or even to send your own, you must click on the QRP Homebrewing tab at the bottom of your Windows client window.